



This is the Reception/ School Office.

Mrs Upton and her team work here.



[Return to map](#)

This is the front of our school building where 3BY and 3SCh's classrooms are located.

You will be dropped off and picked up here at the beginning and end of the day.



[Return to map](#)



This is the back of the school.

3GF and 3DH's classrooms face the playground and field.

This is where you will be dropped off and picked up at the beginning and end of the day.



[Return to map](#)

This is end of the building where Year 3 enter and exit to get to the playground, field and also the Old Building for hot school lunches, music lessons and also to go to the toilets at break and lunchtimes.



[Return to map](#)


This is the Year 3 corridor. There are some tables in the corridor for small groups to work at with adults.

You will use this corridor to go to the main hall, toilets, computer room and also the library.



[Return to map](#)





These are the Year 3 toilets. They are at the end of the Year 3 corridor and the stairs to Year 6. These are also the toilets you will use at break and lunchtimes.




This is one of the year 3 classrooms.



[Return to map](#)

In the corridor outside our main hall we have 2 boards.

 [Return to map](#)




The board is titled "House Points" with a logo. It features a grid with rows for "7 weeks" through "1 week" and columns for "Autumn 1", "Autumn 2", "Spring 1", "Spring 2", "Summer 1", and "Summer 2". There are colored dots in the grid: a yellow dot in Spring 2, 3 weeks; a yellow dot in Spring 2, 2 weeks; and a green dot in Summer 2, 1 week. Below the grid is a "House Point Champions" section with colored dots corresponding to the grid columns.

	Autumn 1	Autumn 2	Spring 1	Spring 2	Summer 1	Summer 2
7 weeks						
6 weeks						
5 weeks						
4 weeks						
3 weeks				●		
2 weeks				●		
1 week						●

House Point Champions

Autumn 1	Autumn 2	Spring 1	Spring 2	Summer 1	Summer 2
●	●	●			●

The Best For All - The Best From All



The board is titled "Attendance Competition" with a logo. It features a grid with rows for "Week 7" through "Week 3" and columns for "Year 3", "Year 4", "Year 5", and "Year 6". Each cell contains a small image of an inspirational person. Below the grid are labels for each class: GF, BM, GB, SC, AA, DH, CL, VD, FL, EY, LD, ED, JW, DB, AM, AB.

Year 3	Year 4	Year 5	Year 6
Week 7	Week 7	Week 7	Week 7
Week 6	Week 6	Week 6	Week 6
Week 5	Week 5	Week 5	Week 5
Week 4	Week 4	Week 4	Week 4
Week 3	Week 3	Week 3	Week 3

GF BM GB SC AA DH CL VD FL EY LD ED JW DB AM AB

This is our House Points board. Every child is put into a house. Pupils earn house points that go towards their houses total. Points are counted each week and the winning house earns a spot. The house with the most spots at the end of each half term earns a mufti day to celebrate.

This is our attendance race. Each class chooses an inspirational person to represent them. All of the classes compete to have the highest attendance each week and race each other to the top of the board.

This is our computer suite where you will do computing lessons.





This is the school library. It is upstairs.

You can loan a book to read from here on your library card.

There are comfy cushions to sit on whilst you read and sometimes small groups or classes come to the library to work.



We also have a book fair in the library where you can come and browse and buy a new book to take home. It helps the school raise money to buy more books for the library and classrooms.



[Return to map](#)

This is our First Aid room where Miss Byles works.

Hopefully you won't need to go here very often but if you hurt yourself or need to take some medicine this is where you come to be looked after.



[Return to map](#)





[Return to map](#)

This is our main hall. It is in the middle of the main school building and is where you will have Gym and dance lessons and assemblies.

This is the Old Building.

It where you will go for music lessons, hot school lunches and also sometimes to use the hall for PE or assemblies.



[Return to map](#)



This is the hall in the Old Building.

If you have hot school lunches, this is where you will eat them.



[Return to map](#)



This is our music room where you will have your music lessons.

As you move up the school you will have the opportunity to choose to have musical instrument lessons. There are 2 special sound proof rooms where these take place.



[Return to map](#)



This is our bike shed where you can leave your bikes or scooters if you have ridden them to school.

You will need to climb off and push your bike or scooter once you are on school grounds for safety.



[Return to map](#)



This is our field.

You'll use it at break and lunchtimes and for games lessons.

We use the trim trail around the outside of it for fit breaks.

There is also play equipment to use at break times. Each Year has a set day to play on this.



Return to map

This is our Hardcourt. We use it at break and lunchtimes (especially in the winter when the field is too wet to use) and also for PE lessons when we are playing games such as hockey, netball or tennis.



[Return to map](#)

