



TERMS OF USE



This resource is **copyright ©ELSA Support**

All free products on this site are subject to a **Creative Commons copyright licence**. You are free to copy, distribute, display, and perform the work under the following conditions:

Attribution: You must give the original author credit (**That is ©ELSA Support**)

Non-Commercial: You may **not** use this work for commercial purposes (**You cannot sell this work or use it for financial gain**)

No Derivative Works: You may **not** alter, transform, or build upon this work (**You must not change our work in anyway**)

**Thank you for abiding by
copyright law.**



www.elsa-support.co.uk



Some of the clipart used in making this resource is licensed to us from the following:





Other resources you will LOVE!



Please click the image to take you to this related and relevant resource:



www.elsa-support.co.uk



Making up the Little books


Please note that this is an example to show you how to fold

Print onto A4 or A3.
Fold inwards along the horizontal dotted line.




Then fold inwards along the vertical dotted line.

You will have a title page and 3 pages to fill in.




2




What do you like to do together?

1



Draw a picture of one of your friends and
write their name

What qualities does your friend have that makes them such a good friend?




3

My Little Book of Friends




2




What do you like to do together?

1



Draw a picture of one of your friends and
write their name

What qualities does your friend have that makes
them such a good friend?



3

My Little Book of Friends